

BENEFITS FOR YOU

EASY

You can tap, click or call to get going faster with service closer to you.

FASTER

Cut down your travel time with more frequent service and shorter wait times.

SAVINGS

Same low fares and discounts as regular VIA services.

TRIP REMINDERS

BE ON TIME

Arrive at your pick-up point at least two minutes before the pick-up window. Upon arriving, your VIA Link will wait for one minute.

BOOK ADDITIONAL SEATS

Book additional seats for small children or up to four other passengers traveling with you.

ACCESSIBILITY

Just like the bus, VIAtrans customers are eligible for VIA Link service. You may choose to book a seat for your companion at no additional fare.

RIDE WITH A BIKE

Vehicles with bike racks are available upon request.



TAP TO BOOK



CLICK TO BOOK

VIAINFO.NET/LINK

Have general questions about VIA?
Call our customer service.

GO LINE
(210) 362-2020

CALL TO BOOK

(210) 655-LINK
(5465)

4 FREE RIDES

Use coupon code **LINK22** to get
your first 4 rides **FREE**.

Expires March 31, 2022

FARES & HOURS OF OPERATIONS

Ride VIA Link and enjoy the same low fares as VIA bus service.

Regular Bus Fare.....\$1.30
Reduced Fare.....\$0.65
Transfer.....FREE with paid fare

Reduced Fare Info – A VIA Reduced Fare ID or Student ID is required and must be presented when riding in order to pay reduced fares or use discounted passes (children ages 5-13 years old and active-duty U.S. military in uniform are not required to show ID).

All riders are required to pay fare. Cash payments require exact change.

VIA LINK NORTHWEST ZONE



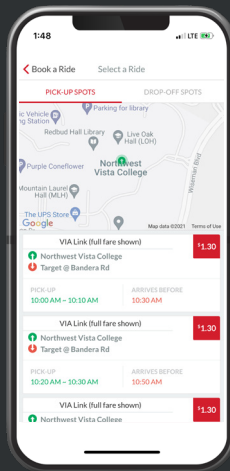
BOOK YOUR RIDESHARE TODAY

First Four
Rides Free



VIAINFO.NET/LINK

WHAT IS VIA LINK?



VIA Link Northwest is a ride-sharing service that uses accessible vans to connect you all over the Northwest Zone or to VIA bus service to continue your trip outside the zone. Special connections are available at stops on the University of Texas at San Antonio and Northwest Vista College campuses.

You can book your trip through the VIA Link mobile app, through the VIA Link website, or by calling VIA Link.

GET STARTED

Tap: Download the VIA Link and the VIA goMobile+ apps and create your accounts

Click: VIAInfo.net/Link

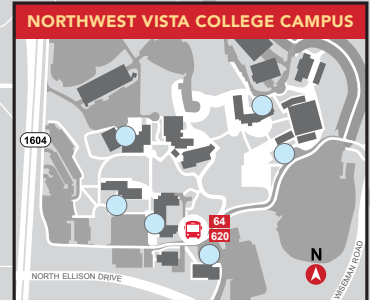

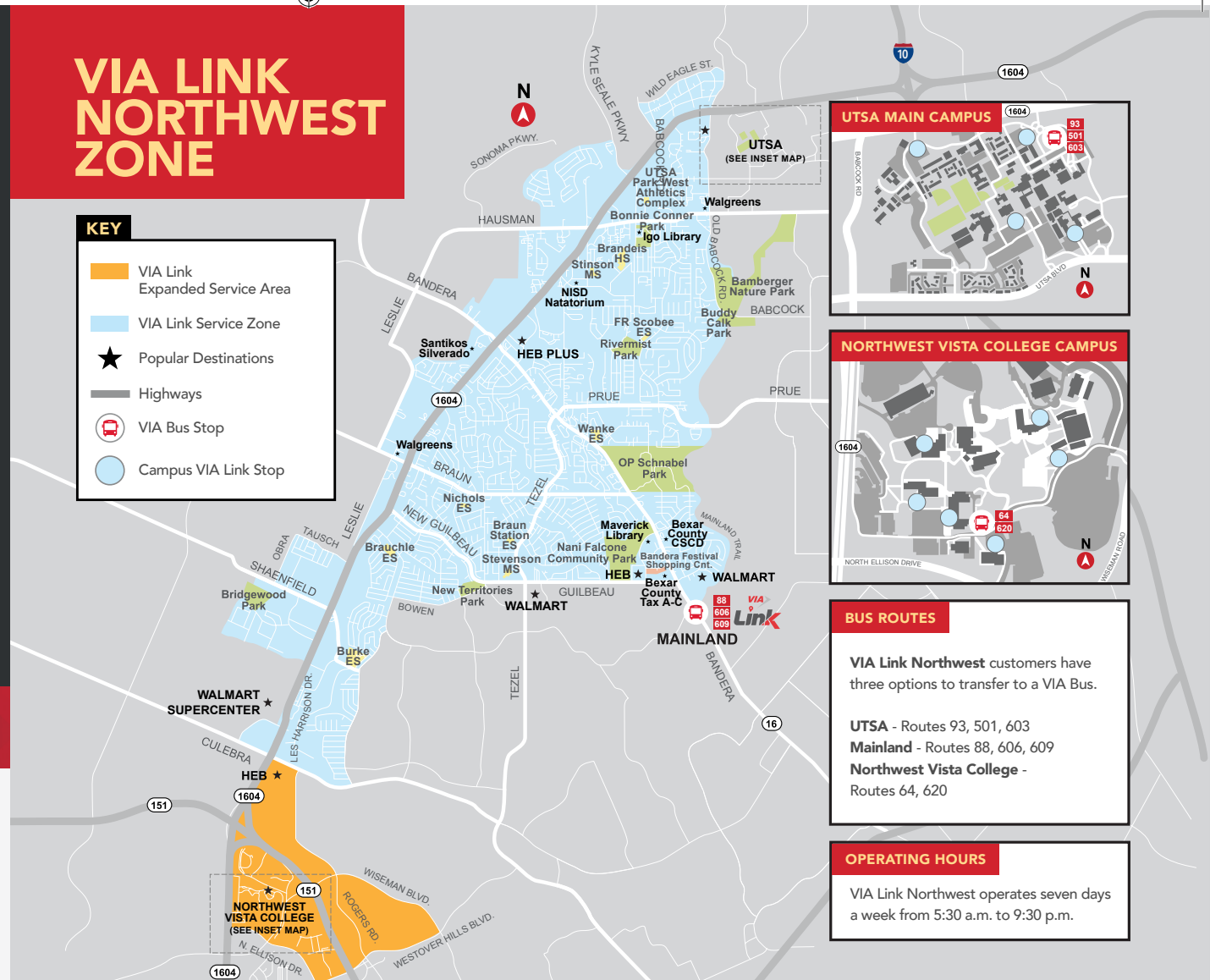
Call: (210) 655-LINK [5465]



VIA LINK NORTHWEST ZONE

KEY

- VIA Link Expanded Service Area
- VIA Link Service Zone
- Popular Destinations
- Highways
- VIA Bus Stop
- Campus VIA Link Stop



BUS ROUTES

VIA Link Northwest customers have three options to transfer to a VIA Bus.

UTSA - Routes 93, 501, 603
Mainland - Routes 88, 606, 609
Northwest Vista College - Routes 64, 620

OPERATING HOURS

VIA Link Northwest operates seven days a week from 5:30 a.m. to 9:30 p.m.



VIA LINK TIPS

If you are planning a trip that requires a transfer to a VIA bus, be sure to book enough time to ensure you catch your next ride.

If you're on either the UTSA or Northwest Vista College campus, you may not book trips to travel around the campus.

BOOK

ONLINE OR APP

- Open the **VIA Link** app or visit **VIAInfo.net/Link**.
- Enter your start and end point.

CALL

- Call **(210) 655-LINK [5465]**.
- Provide the VIA Link agent a start and end point.

PAY

- Purchase a VIA Bus ticket on the **VIA goMobile+** ticketing app.
- Same fare as the bus.

VIA TRANSIT PASS

- You can also pay your fare with a VIA transit pass.

CASH

- Pay cash just like a bus ride – fare must be paid in exact change.

MEET

- Go to the designated **VIA Link** pick-up point.
- Match the license plate provided in your mobile app.
- If you called to book, the driver will know the pick-up name you provided.
- Your driver may also pick up other passengers to share your ride.

RIDE

- When boarding, show your **VIA goMobile+** ticket or transit pass to the driver.
- Confirm your destination within the zone with your driver.
- If you're redeeming a promotional code, your driver will confirm your ticket.

LINK

- If you're transferring to a bus to travel outside the Northwest Zone, you may book a VIA Link to the Mainland bus stop, or to VIA Link stops on either the UTSA or Northwest Vista College campus and walk to a bus stop.
- Ask your VIA Link driver for a transfer pass.