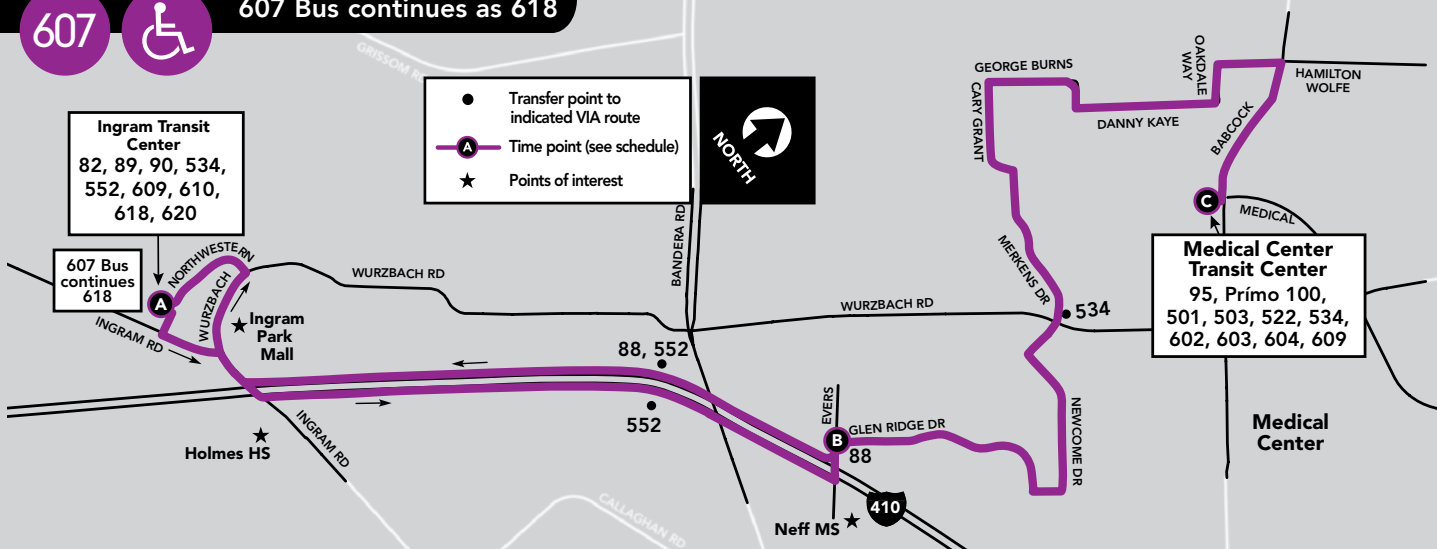


607



607 Bus continues as 618



MONDAY - FRIDAY

NORTHBOUND: TRAVELS FROM A → C

SOUTHBOUND: TRAVELS FROM C → A

A	B	C
Ingram Transit Center	Glen Ridge & Evers	Medical Center Transit Center

C	B	A
Medical Center Transit Center	Glen Ridge & Evers	Ingram Transit Center

AM		
5:35	5:43	5:58
6:35	6:46	7:03
7:35	7:46	8:03
8:35	8:46	9:03
9:35	9:44	10:00
10:35	10:44	11:00
11:35	11:44	12:00
PM		
12:35	12:44	1:00
1:35	1:44	2:00
2:35	2:47	3:03
3:35	3:47	4:03
4:35	4:47	5:03
5:35	5:47	6:03
6:35	6:45	7:00
7:35	7:45	8:00
8:35	8:44	8:59
9:35	9:44	9:59

AM		
6:21	6:37	6:47
7:21	7:37	7:47
8:21	8:37	8:47
9:21	9:36	9:45
10:21	10:36	10:45
11:21	11:36	11:45
PM		
12:21	12:36	12:45
1:21	1:36	1:45
2:21	2:36	2:46
3:21	3:38	3:48
4:21	4:38	4:48
5:21	5:38	5:48
6:21	6:38	6:47
7:21	7:36	7:45
8:21	8:35	8:43
9:21	9:35	TG 9:43
10:21	10:35	TG 10:43

FG & TG - From or to VIA garage at 1021 San Pedro

HOLIDAY SCHEDULES
 Bus service on VIA observed holidays will be provided as follows:

Saturday Schedule - Martin Luther King Day, Memorial Day & Friday after Thanksgiving

Sunday Schedule - New Year's Day, Labor Day, Thanksgiving and Christmas

Please look for notices on the bus, at www.viainfo.net or call Customer Service at 362-2020 (select option 5) for holiday service for Independence Day, Veteran's Day, Christmas Eve, and New Year's Eve.

BIKE & RIDE: You and your bike can go anywhere VIA goes. On Primo there are bike racks inside the vehicle and on all other buses the bike rack is outside the bus in the front. It takes only seconds to load your bike and be on your way. Call Customer Service at 210-362-2020 for more information.

PERSONAL TRIP PLANNER: Plan your own trip online 24 hours a day at www.viainfo.net. You can also get directions by transit at maps.google.com. These online tools are easy to use and will provide step-by-step instructions and a map of your trip.

VIA goMobile+
 Plan and pay faster and easier with goMobile+. Download Today

Download on the App Store | GET IT ON Google Play

FOR YOUR SAFETY: If you're late, just wait. Chasing a moving bus can be dangerous and deadly.

Text your Bus Stop N° to: **52020**
 GET REAL-TIME BUS ARRIVALS ON YOUR MOBILE DEVICE

ON BOARD SAFETY TIPS: Get a grip. Use handrails at all times as the bus may need to stop suddenly. Remain seated until the bus has completely stopped. Watch your footing, especially while boarding and exiting.

SERVICES FOR RIDERS WITH DISABILITIES: All VIA buses and many stops are now accessible to riders with disabilities. You can get bus schedule and other information in accessible formats. Please call 362-2020.

NORTHBOUND: TRAVELS FROM A → C

	A Ingram Transit Center	B Glen Ridge & Evers	C Medical Center Transit Center
AM	5:40	5:48	6:02
	6:35	6:43	6:57
	7:35	7:43	7:58
	8:35	8:43	8:58
	9:35	9:44	9:59
	10:35	10:44	10:59
	11:35	11:44	11:59
PM	12:35	12:44	12:59
	1:35	1:44	1:59
	2:35	2:44	3:01
	3:35	3:44	4:01
	4:35	4:44	5:01
	5:35	5:44	6:01
	6:35	6:43	6:59
	7:35	7:43	7:59
	8:35	8:43	8:57
	9:35	9:43	9:57

SOUTHBOUND: TRAVELS FROM C → A

	C Medical Center Transit Center	B Glen Ridge & Evers	A Ingram Transit Center
AM	6:06	6:21	6:29
	7:02	7:17	7:25
	8:03	8:18	8:26
	9:03	9:19	9:28
	10:04	10:20	10:29
	11:04	11:20	11:29
PM	12:04	12:20	12:29
	1:04	1:20	1:29
	2:04	2:20	2:29
	3:04	3:20	3:29
	4:04	4:20	4:29
	5:04	5:20	5:29
	6:04	6:19	6:27
	7:03	7:18	7:26
	8:03	8:18	8:26
	9:02	9:17	9:25
	10:01	10:16	TG 10:24

NORTHBOUND: TRAVELS FROM A → C

	A Ingram Transit Center	B Glen Ridge & Evers	C Medical Center Transit Center
AM	5:40	5:47	6:01
	6:35	6:42	6:56
	7:35	7:43	7:58
	8:35	8:43	8:58
	9:35	9:43	9:58
	10:35	10:43	10:58
	11:35	11:43	11:58
PM	12:35	12:43	12:58
	1:35	1:43	1:58
	2:35	2:43	2:59
	3:35	3:43	3:59
	4:35	4:43	4:59
	5:35	5:43	5:59
	6:35	6:43	6:58
	7:35	7:43	7:58
	8:35	8:42	8:56
	9:35	9:42	9:56

SOUTHBOUND: TRAVELS FROM C → A

	C Medical Center Transit Center	B Glen Ridge & Evers	A Ingram Transit Center
AM	6:05	6:21	6:29
	7:01	7:17	7:25
	8:02	8:18	8:26
	9:02	9:19	9:28
	10:03	10:20	10:29
	11:03	11:20	11:29
PM	12:03	12:20	12:29
	1:03	1:20	1:29
	2:03	2:20	2:29
	3:03	3:20	3:29
	4:03	4:20	4:29
	5:03	5:20	5:29
	6:03	6:19	6:27
	7:02	7:18	7:26
	8:02	8:18	8:26
	9:01	9:17	9:25
	10:00	10:16	TG 10:24


FG & TG - From or to VIA garage at 1021 San Pedro



Plan and pay faster and easier with **goMobile+**.

Download Today

Download on the App Store | GET IT ON Google Play



Text your Bus Stop N° to:

52020


GET REAL-TIME BUS ARRIVALS ON YOUR MOBILE DEVICE

607

MEDICAL CENTER/ INGRAM

Ingram Transit Center
Medical Center Transit Center

METROSERVICE



BUS FARES:

• Metro, Frequent, Skip or Primo Service	ADULT \$ 1.30	DISCOUNT* \$.65
• Express Service	2.60	1.30
• Transfer with paid fare	FREE	FREE
• 31-Day Pass	38.00	19.00
• 7-Day Pass	12.00	6.00
• One Day Pass	2.75	1.35

VIAtravns PATRONS: FREE

Includes their personal care attendant and a companion with VIA ID.

OFF-PEAK SPECIAL: for seniors and persons with limited mobility with VIA ID: weekdays 9 a.m. to 3 p.m., Saturdays and Sundays **FREE**

*** DISCOUNTS:** Discounted fares and passes are available to the following: seniors (62 & older), students, persons with certain disabilities, active-duty U.S. military, Medicare recipients and children 5-13.

*** REDUCED FARE ID:** A VIA Reduced Fare ID is required and must be presented when boarding in order to pay/reduced fares or use discounted passes. Children and active-duty U.S. military in uniform are not required to show ID. Call Customer Service for information on obtaining a VIA ID.

TRANSFERS: Free transfers, which allow you to connect from one bus to another must be requested when boarding and are valid 2.5 hours from time indicated. If transferring from a regular service to Express Service, additional fare is required.

BUYING PASSES: Passes can be purchased in advance on the goMobile app, online at VIAInfo.net, or from a retail outlet including any VIA Information Center and most H-E-B stores.

TIPS TO RIDE BY:

- Be at your stop five minutes early.
- No smoking, eating or drinking on bus.
- Have correct change ready.
- Please offer front seats to seniors and riders with disabilities.
- Keep belongings out of the aisle.
- Exit through the rear door.
- Stand behind yellow line on board.

GO LINE

(210) 362-2020 • VIAInfo.net

(866) 362-2020 • VIAInfo.net

