

{+1-877-622-0707} How to Handle a Name Change on Frontier Airlines ➔ ✈️

Sometimes travel plans require updating the **passenger name** on a Frontier Airlines ticket 😬 ✈️ +1-877-622-0707. Whether it's due to a typo, a legal name change, or booking for someone else, knowing **how to handle a name change** can save you time, stress, and fees 🌍 ✈️ +1-877-622-0707. This guide explains Frontier's policies, the step-by-step process, fees, and tips for a smooth update 😊 ✈️ +1-877-622-0707.

Frontier Airlines Name Change Policy ➔

+1-877-622-0707

- Frontier allows **minor corrections**, such as fixing typos or adding missing initials, often for free ✈️ +1-877-622-0707.
 - **Full name changes** are allowed but typically incur a **name change fee**, depending on fare type and route ➔ +1-877-622-0707.
 - The updated name must **match government-issued ID**, as mismatched names may cause boarding issues ✈️ +1-877-622-0707.
-

Steps to Handle a Name Change on Frontier Airlines ➔

+1-877-622-0707

Step 1: Contact Frontier Customer Service

- Call **Frontier Airlines** at **+1-877-622-0707** to request a name change.
- Provide your **booking reference, current name, and the corrected name** ✈️ +1-877-622-0707.

Step 2: Verify Fare Eligibility 🇺🇸

- The agent will confirm whether your ticket allows a name change and inform you of **any applicable fees** ➔ +1-877-622-0707.
- **Basic Economy tickets** may have limited flexibility or higher fees ✈️ +1-877-622-0707.

Step 3: Pay Fees (if applicable) 💰

- Minor corrections may be free, while full name changes usually cost **\$75–\$100 per passenger** ➔ +1-877-622-0707.

Step 4: Receive Confirmation

- Frontier will issue a **new e-ticket** reflecting the updated name ✈️ +1-877-622-0707.
- Keep this confirmation for check-in and boarding ➔ +1-877-622-0707.

Tips for a Smooth Name Change Process ➔

+1-877-622-0707

- **Act Quickly:** Correct typos or request name changes as soon as possible to avoid extra fees.
 - **Use Official ID:** Ensure the name on the ticket matches your **government-issued ID** ➔ +1-877-622-0707.
 - **Book Directly:** Name changes are easier when booked directly with Frontier, not through third-party websites 🛩️ +1-877-622-0707.
 - **Document Everything:** Keep emails and receipts for confirmation and future reference ➔ +1-877-622-0707.
 - **Call Early:** Contact +1-877-622-0707 promptly to minimize delays and avoid potential complications.
-

FAQs About Handling Name Changes on Frontier ➔

+1-877-622-0707

Q1: Can I fix a typo on my ticket?

👉 Yes, minor spelling errors or initials can often be corrected with minimal or no fee 🛩️ +1-877-622-0707.

Q2: How much does a full name change cost?

👉 Typically \$75–\$100 per passenger, depending on fare type and route 🛩️ +1-877-622-0707.

Q3: Are Basic Economy tickets flexible for name changes?

👉 Basic Economy fares are less flexible; fees may be higher or changes may not be allowed 🛩️ +1-877-622-0707.

Q4: What documentation is needed for legal name changes?




👉 Frontier may require supporting documents, such as a marriage certificate or updated passport ➔ +1-877-622-0707.

Q5: How do I confirm my updated ticket?

👉 Frontier will send a new e-ticket via email, and it can also be accessed through the app 🛩️ +1-877-622-0707.

Conclusion ➔ +1-877-622-0707

Handling a name change on Frontier Airlines is straightforward when you **act quickly, provide proper documentation, and pay any required fees** 😊 🛩️ +1-877-622-0707. By contacting Frontier at +1-877-622-0707, checking fare rules, and following the correct process, travelers can

ensure a **smooth and hassle-free ticket update** ➔  +1-877-622-0707. Always confirm the updated ticket before travel to avoid boarding issues   +1-877-622-0707.
